


























All Nations							
Under 16 Boys							
Position	Country	Doubles	Singles	Trios	Mixed	Team	Total
1	 Iceland	54	87	43.5	9	40	233.5
2	 Ireland	41	80	33	7	56	217
3	 Scotland	41	75	15	12	44	187
4	 England	32	80	31.5	14	28	185.5
5	 Northern Ireland	12	32	12	3	12	71

Under 16 Girls							
Position	Country	Doubles	Singles	Trios	Mixed	Team	Total
1	 England	52	94	36	14	60	256
2	 Scotland	40	92	45	12	48	237
3	 Iceland	36	70	24	9	36	175
4	 Ireland	40	58	21	7	24	150
5	 Northern Ireland	12	40	9	3	12	76

Under 19 Boys							
Position	Country	Doubles	Singles	Trios	Mixed	Team	Total
1	 England	50	96.5	36	14	60	256.5
2	 Iceland	44	95.5	33	9	42	223.5
3	 Scotland	44	84	30	12	42	212
4	 Ireland	30	60	27	7	24	148
5	 Northern Ireland	0	0	0	0	0	0

Under 19 Girls							
Position	Country	Doubles	Singles	Trios	Mixed	Team	Total
1	 England	56	102	42	14	58	272
2	 Ireland	44	91	39	7	40	221
3	 Scotland	30	76	21	12	42	181
4	 Iceland	38	67	24	9	28	166
5	 Northern Ireland	0	0	0	0	0	0

Overall							
Position	Country	Doubles	Singles	Trios	Mixed	Team	Total
1	 England	190	372.5	145.5	56	206	970
2	 Scotland	155	327	111	48	176	817
3	 Iceland	172	319.5	124.5	36	146	798
4	 Ireland	155	289	120	28	144	736
5	 Northern Ireland	24	72	21	6	24	147